

# IT SKILLS IMPORTANT

## CHAPTER # 9

**Q: What is search engine? How can we search information from the web?**

Ans: **Search Engine:**

It is a type of web site, which provides the facility to search any type of information and web site from the Internet as per your requirement. Search engines search the information based on the name of web sites or contents in websites. They have a database of different websites of different types from where it searches your web query.

**They provide two types of searches: -**

1. Simple Search
2. Advance Search

### **1. Simple Search:**

Simple search is for the new user or for ordinary searches. Most users do not need to used advance search on the web.

There are many different types of search engines available on the Internet such as:

<http://www.yahoo.com>

<http://www.Excite.com>

<https://www.Google.com>

<https://www.bing.com>

<https://duckduckgo.com/>

# IT SKILLS IMPORTANT

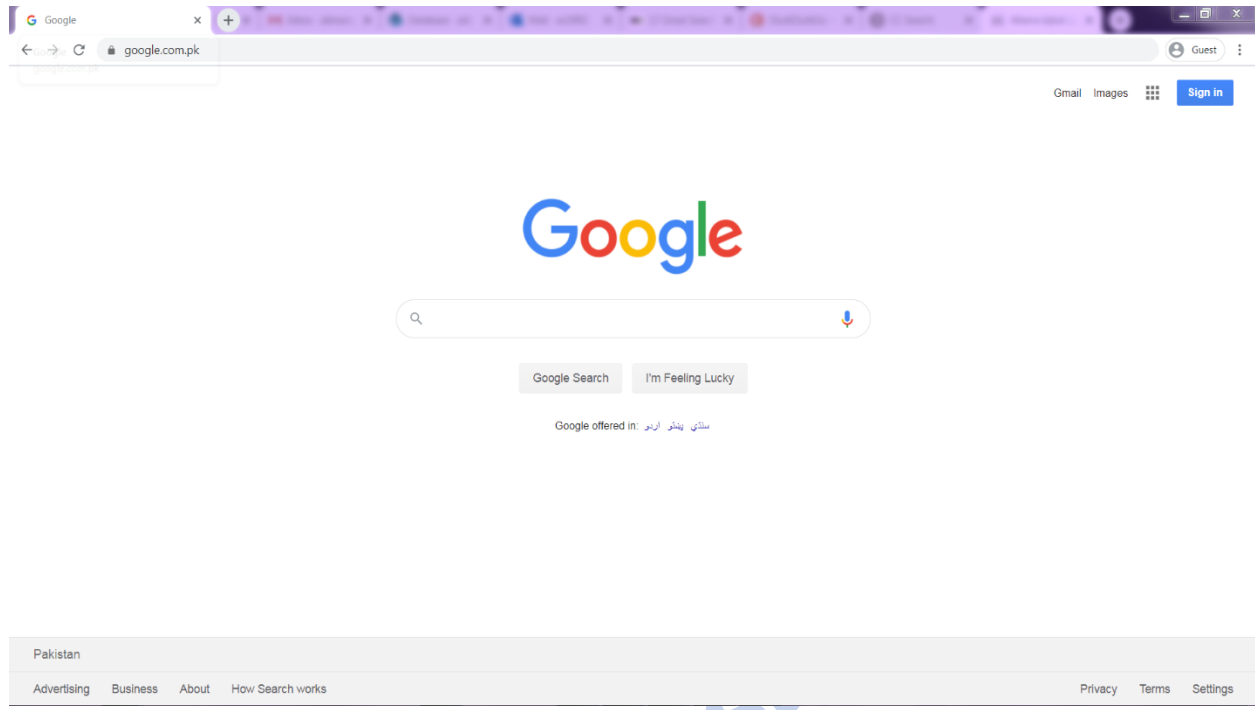
## Using search engine:

To perform any search for a web site or web content, you must perform the following steps.

1. Your computer should be turned on and connected to the internet.
2. Your computer should have login into your operating system & you should have a web browser installed. Such as google chrome, Firefox, brave browser, opera, UC browser or Microsoft Edge. Etc.
3. If you have all the requirements fulfilled then now open your preferred browser and click in the Address bar of the browser and start typing the URL of your preferred search engine. Such as Google, Bing or Yahoo etc. (In my case it will be Google). Then click enter from the keyboard. (After few second your search engine will load up on the screen).
4. You will see a box with search written on it right side. The box is a text box you will click on it with the mouse and start typing your query.  
**For Example** you are trying to find our college website, you will have to type our college name in the box and click on search button or Press enter from the keyboard.

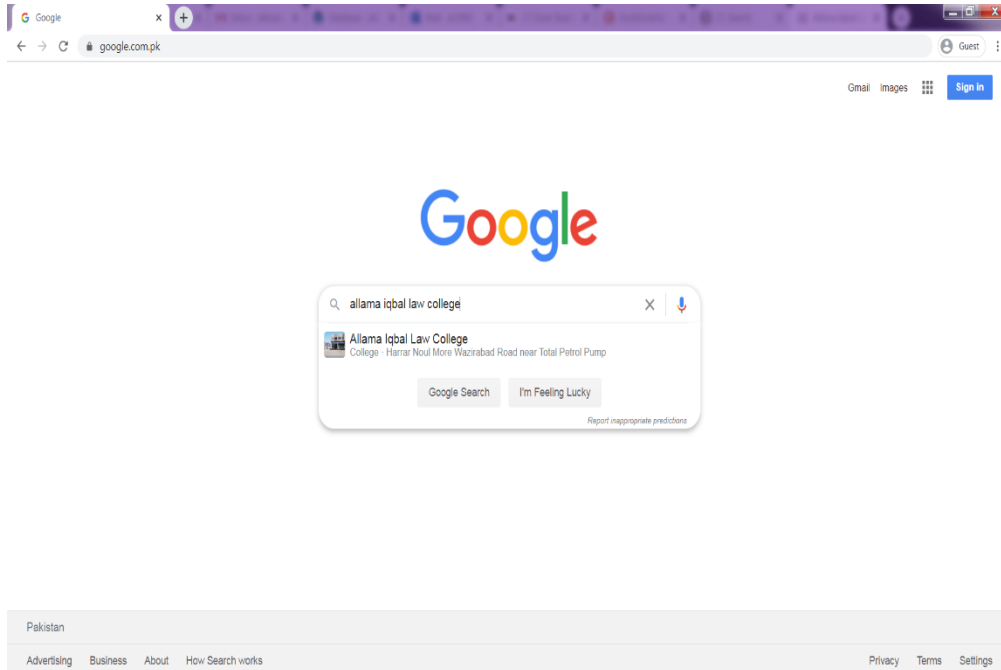
Image as below taken from google.

# IT SKILLS IMPORTANT



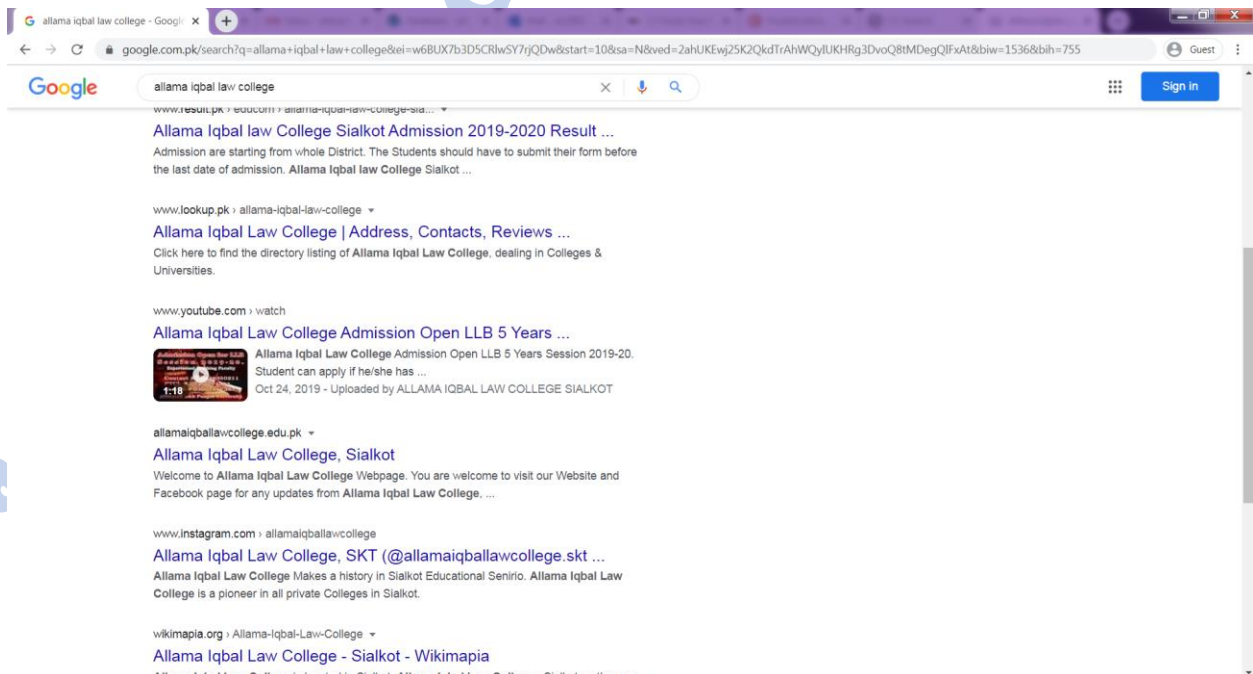
Now that you have pressed enter the browser will submit the data to the search engine and then after receiving data from your browser the search engine will process it by checking the criteria of your search and matching it with its database, next it will generate a list of result that match the criteria.

# IT SKILLS IMPORTANT



5. The result will be displayed on the screen in the browser window on your computer. You will then review the most relevant result to your search.

Image attached below:



**Allama Iqbal Law College, Sialkot. Special Notes for IT Skills LLB Part 2 (5 Years)**  
**Contact 03446350211**

# IT SKILLS IMPORTANT

6. You will then select your preferred website. In our case it was [www.allamaiqballawcollege.edu.pk](http://www.allamaiqballawcollege.edu.pk)
7. Now after you click on your preferred website from the list of websites it produced as a result of your query. Note if you don't see any relevant click on next page until you find the relevant result or change the search term.

If you are looking for a very specific result then you may have to perform advance search option of google.

Note that not all search engine have advance search option as google.

pk domain in for Pakistan specific version of google. While rest of the world will be connected to there country specific or google.com. The reason for that is country specific shows relevant result of that specific country while google.com shows result of all over the world which may not be relevant to you.

## **Advance Search:**

Advance search provides extra information to users. Its search requires information to be in special format.

# IT SKILLS IMPORTANT

The image shows the Google Advanced Search page. At the top, there's the Google logo and a 'Sign in' button. Below that, the 'Advanced Search' title is displayed. The main section is divided into two columns: 'Find pages with...' and 'To do this in the search box...'. The 'Find pages with...' column includes options for 'all these words', 'this exact word or phrase', 'any of these words', 'none of these words', and 'numbers ranging from'. The 'To do this in the search box...' column provides instructions for using special characters like '+' for important words, quotes for exact phrases, 'OR' for multiple words, '-' for exclusion, and units for numbers. Below this, the 'Then narrow your results by...' section offers dropdown menus for language, region, last update, site or domain, terms appearing, SafeSearch, file type, and usage rights. A blue 'Advanced Search' button is at the bottom of this section. At the very bottom, there are links for 'You can also...' such as 'Find pages that are similar to a URL' and 'Search pages that you've visited'.

## Search Criteria Rules:

Different search engine provides different rules to enter search criteria in a text box. Some search engine has different options to each other such as:

## For Google Search Engine:

Google advance search provides many options such as find specific term in your result from all the websites in it database. In the image above you can see that it has option such as:

### Find pages with...

All these words:

This exact word or phrase

# IT SKILLS IMPORTANT

Any of these words:

None of these words:

Number ranging from:

The narrow your results:

Language

Region

Last update

Site or domain

Safe search

File type

Usage rights

Note with every field google provides description for that field. Student should perform a practical by using google advance search it will be fun & it will make your understanding better.

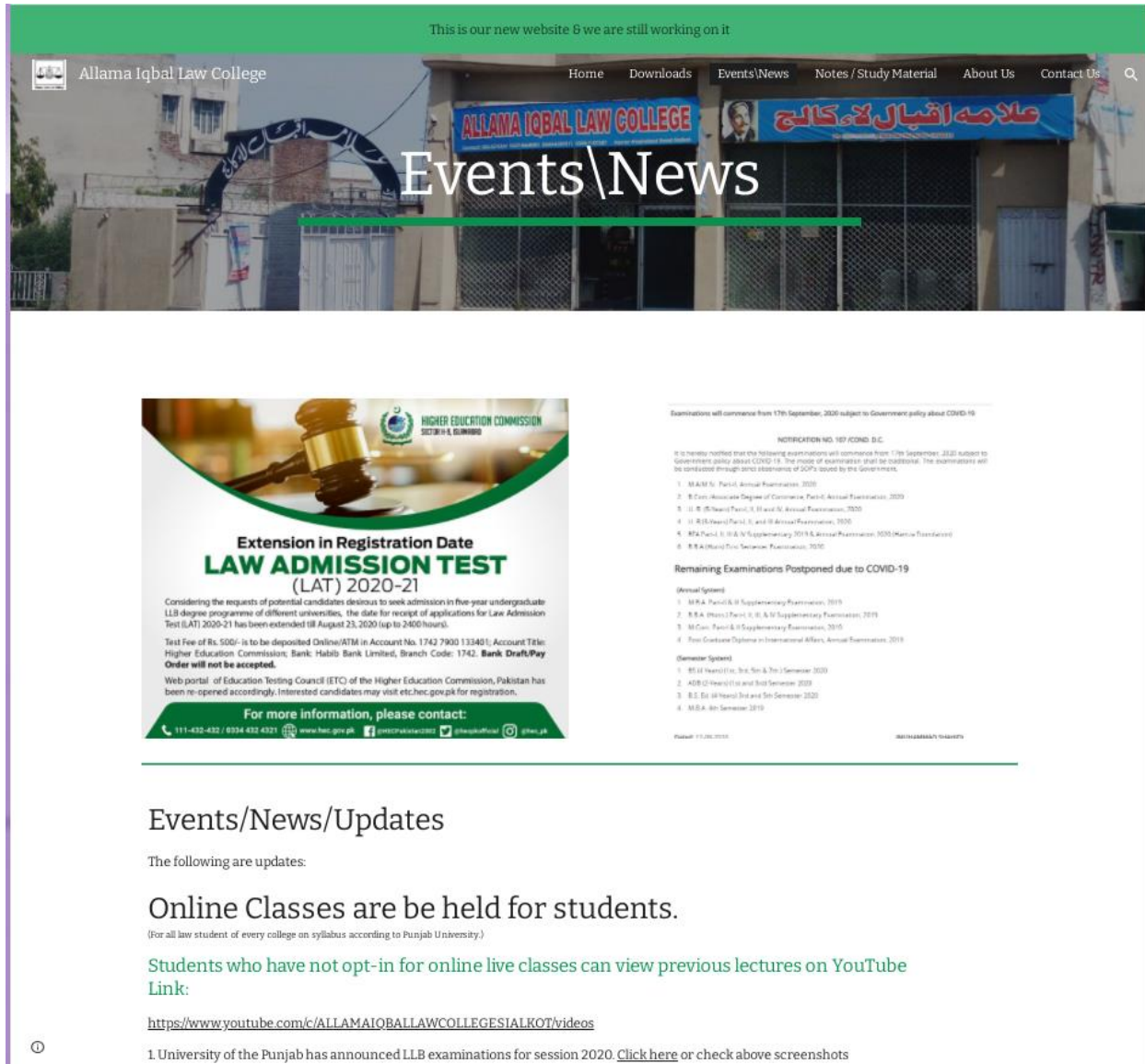
## **Search Results:**

When you press search button, the search engine performs the processing to search your text in different websites and provides you a list of different but related and only specific to your search criteria website will be displayed. Now you

# IT SKILLS IMPORTANT

select your desired web site and view your required information that you were searching for from the internet.

Such as on our website:



This is our new website & we are still working on it

Allama Iqbal Law College

Home Downloads Events/News Notes / Study Material About Us Contact Us

## Events/News

**Extension in Registration Date  
LAW ADMISSION TEST  
(LAT) 2020-21**

Considering the requests of potential candidates desirous to seek admission in five-year undergraduate LLB degree programme of different universities, the date for receipt of applications for Law Admission Test (LAT) 2020-21 has been extended till August 23, 2020 (up to 2400 hours).

Test Fee of Rs. 500/- is to be deposited Online(ATM in Account No. 1742 7900 133481); Account Title: Higher Education Commission; Bank: Habib Bank Limited, Branch Code: 1742. **Bank Draft/Pay Order will not be accepted.**

Web portal of Education Testing Council (ETC) of the Higher Education Commission, Pakistan has been re-opened accordingly. Interested candidates may visit etc.hec.gov.pk for registration.

**For more information, please contact:**  
111-432-432 / 8334-832-4321 | www.hac.gov.pk | @HAC\_PAKISTAN | @HAC\_PAKISTAN | @HAC\_PAKISTAN

Examinations will commence from 17th September, 2020 subject to Government policy about COVID-19

NOTIFICATION NO. 157/ACNO-2/IC

It is hereby notified that the following examinations will commence from 17th September, 2020 subject to Government policy about COVID-19. The mode of examinations shall be traditional. The examinations will be conducted through strict observance of SOPs issued by the Government.

1. M.A/M.Sc. Part-I, Annual Examinations, 2020
2. B.Sc. (Honours) Degree of Commerce Part-I, Annual Examinations, 2020
3. U. S. (Hons) Part-I, II and III, Annual Examinations, 2020
4. U. S. (Hons) Part-I, II, and III, Annual Examinations, 2020
5. M.A Part-I, II & III, Supplementary 2019 & Annual Examinations, 2020 (M.A. in Education)
6. B.A. (Hons) Part-I, II, and III, Annual Examinations, 2020

**Remaining Examinations Postponed due to COVID-19**

(Annual System)

1. M.A. Part-I, II & III, Supplementary Examinations, 2019
2. B.A. (Hons) Part-I, II, & III, Supplementary Examinations, 2019
3. M.Com. Part-I, II & III, Supplementary Examinations, 2019
4. Post Graduate Diploma in International Affairs, Annual Examinations, 2019

(Semester System)

1. B.S. (Hons) (I, II, III, IV & V) Semester 2020
2. A.B.S. (Hons) (I, II, III & IV) Semester 2020
3. B.E. (Hons) (I, II, III & IV) Semester 2020
4. M.S.A. (Hons) Semester 2019

Published: 11.08.2020

### Events/News/Updates

The following are updates:

**Online Classes are be held for students.**  
(for all law student of every college on syllabus according to Punjab University.)

**Students who have not opt-in for online live classes can view previous lectures on YouTube Link:**

<https://www.youtube.com/c/ALLAMAIOBALLAWCOLLEGESIALKOT/videos>

1. University of the Punjab has announced LLB examinations for session 2020. [Click here](#) or check above screenshots

This is our website updates page where all updates are available. All social media updates and direct web updates are viewable here.



# IT SKILLS IMPORTANT

Additionally you can read more about how google search works here:

<https://www.google.com/search/howsearchworks/?fg=1>

Student note:

Anything written in the color in for student information.

Allama Iqbal Law College, Sialkot 03446350211